



HF-Essential II for TL5/TL-D

HF-E 1/2 49 TL5 II 220-240V 50/60Hz

Essentially smart and reliable HF-Essential II is the most cost-effective solution for reliable operation of a fluorescent lamp. It is also the ideal entry-level product for electromagnetic system users who want to take advantage of the benefits provided by electronic ballasts. The cost-saving and reliable HF-Essential II is energy efficiency class A2, and its robust design meets all relevant international safety and performance standards. HF-Essential II is the ideal choice for a broad range of new construction and retrofit applications within the commercial sector, including general surface mounting and office lighting, parking garages, warehouses and other applications.

Product data

• General Characteristics

Rated Lamptype	TL5 II
Rated Number of Lamps	1/2 piece
Rated Ballast-Lamp Power	49
Line Voltage	220-240 V
Line Frequency	50/60 Hz
Housing	L280x30x22,7
Energy Efficiency Index	A2
Lifetime 90% surv.@Tcaselife	40000 hr

• Operating Characteristics

Automatic restart	Yes
Preheat time	1.7 s
Operating frequency *	44.8 kHz
Mains voltage safety (AC)	198-264V -10%/+10%
Mains voltage performance (AC)	202-254V -8%/+6%
Inrush current Peak	24 (max) A
Inrush current Width	0.30 ms
Earth leakage current	0.5 (max) mA
Power losses gear	4.66/9.8 W
Ballast Lumen Factor	1.04 -
PowerFactor 100% output power	0.98 -
Overvoltage protection 320Vac	48 hr
Overvoltage protection 350Vac	2 hr
Max ballast on MCB(16A type B)	20 x

Crestfactor	1.8 -
Hum and Noise level	< 30 dB(A)

• Wiring Characteristics

Cable-Cap output-wires mutual	200 (max) pF
Conn.type input terminals	Insert
Conn.type output terminals	Insert
Max. cable length	0.75 m
Hot Wires Striplength	8.0-9.0 mm
Dual fixture Master/Slave	Possible, lamp wires 0.75m max. length [Master/Slave operation possible]
Wcs Input terminals	0.50-1.50 mm ²
Wcs Output terminals	0.50-1.50 mm ²
Cable-Cap hot out-wires-earth	200 (max) pF
Cable-Cap cold out-wires-earth	200 (max) pF

• System Chars on driver level

Lamp Power on TL5	50.74-50.11-49.52
-------------------	-------------------

• Temperature Characteristics

F-marking	No
T-case life	75 C
T-case maximum	75 (max) C
T-ambient	0 (min), 50 (max) C
T-storage	-40 (min), 80 (max) C

PHILIPS

HF-Essential II for TL5/TL-D

• Product Dimensions

Length A1	280.0 mm
Fixing Hole Distance	270.0 mm
Length A2	
Width B1	30.0 mm
Height C1	22.7 mm
Fixing Hole Diameter	4.2 mm
D1	

• Approval & Application Chars

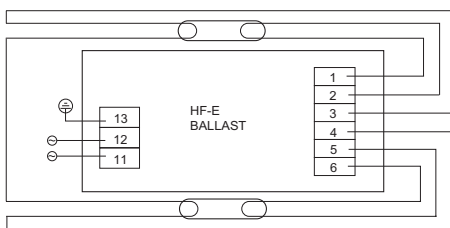
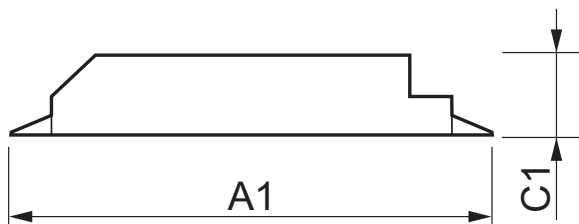
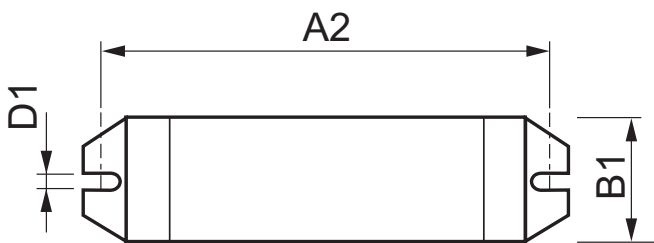
EMI 9kHz .. 30 MHz	EN 55015
Vibrations	IEC 60068-2-6:2007-Fc
Bumps	IEC 60068-2-29:1993-Eb
Approval marks	CE / KEMA / CB / RoHs
CE marking	Yes
ENEC certificate	No
C-Tick certificate	No
CCC certificate	No
PSB certification	No

TISI marking	No
SIRIM approval	No
CB Certificate	No

• Product Data

Order code	913713040766
Full product code	913713040766
Full product name	HF-E 1/2 49 TL5 II 220-240V 50/60Hz
Order product name	HF-E 1/2 49 TL5 II 220-240V 50/60Hz
Pieces per pack	1
Packing configuration	50
Packs per outerbox	50
Bar code on pack - EAN1	8718291770688
Bar code on outerbox - EAN3	8718291770695
Logistic code(s) - 12NC	913713040766
Net weight per piece	0.125 kg

Dimensional drawing



HF-E TL5 II / TL-D II 2 Lamps

HF-E 1/2 49 TL5 II 220-240V 50/60Hz

Product	A1 (Norm)	A2 (Norm)	B1 (Norm)	C1 (Norm)	D1 (Norm)
HF-E 1/2 49 TL5 II 220-240V 50/60Hz	280.0	270.0	30.0	22.7	4.2



© 2014 Koninklijke Philips N.V. (Royal Philips)
All rights reserved.

Specifications are subject to change without notice. Trademarks are the property of Koninklijke Philips N.V. (Royal Philips) or their respective owners.

www.philips.com/lighting

2014, July 27
data subject to change