



HF-Essential II for TL5/TL-D

HF-E 1/2 54 TL5 II 220-240V 50/60Hz

Essentially smart and reliable HF-Essential II is the most cost-effective solution for reliable operation of a fluorescent lamp. It is also the ideal entry-level product for electromagnetic system users who want to take advantage of the benefits provided by electronic ballasts. The cost-saving and reliable HF-Essential II is energy efficiency class A2, and its robust design meets all relevant international safety and performance standards. HF-Essential II is the ideal choice for a broad range of new construction and retrofit applications within the commercial sector, including general surface mounting and office lighting, parking garages, warehouses and other applications.

Product data

• General Characteristics

| | |
|------------------------------|--------------|
| Rated Lamptype | TL5 II |
| Rated Number of Lamps | 1/2 piece |
| Rated Ballast-Lamp Power | 54/55/58 |
| Line Voltage | 220-240 V |
| Line Frequency | 50/60 Hz |
| Housing | L280x30x22,7 |
| Energy Efficiency Index | A2 |
| Lifetime 90% surv.@Tcaselife | 40000 hr |

• Operating Characteristics

| | |
|--------------------------------|--------------------|
| Automatic restart | Yes |
| Preheat time | 1.7 s |
| Operating frequency | 44.3 kHz |
| * Mains voltage safety (AC) | 198-264V -10%/+10% |
| Mains voltage performance (AC) | 202-254V -8%/+6% |
| Inrush current Peak | 24 (max) A |
| Inrush current Width | 0.30 ms |
| Earth leakage current | 0.5 (max) mA |
| Power losses gear | 4.6/8.24 W |
| Ballast Lumen Factor | 0.97 - |
| PowerFactor 100% output power | 0.98 - |
| Overvoltage protection 320Vac | 48 hr |
| Overvoltage protection 350Vac | 2 hr |
| Max ballast on MCB(16A type B) | 20 x |

| | |
|---------------------|------------|
| Crestfactor | 1.8 - |
| Hum and Noise level | < 30 dB(A) |

• Wiring Characteristics

| | |
|--------------------------------|--|
| Cable-Cap output-wires mutual | 200 (max) pF |
| Conn.type input terminals | Insert |
| Conn.type output terminals | Insert |
| Max. cable length | 0.75 m |
| Hot Wires Striplength | 8.0-9.0 mm |
| Dual fixture Master/Slave | Possible, lamp wires 0.75m max. length [Master/Slave operation possible] |
| Wcs Input terminals | 0.50-1.50 mm ² |
| Wcs Output terminals | 0.50-1.50 mm ² |
| Cable-Cap hot out-wires-earth | 200 (max) pF |
| Cable-Cap cold out-wires-earth | 200 (max) pF |

• System Chars on driver level

| | |
|-------------------|------------------|
| Lamp Power on TL5 | 53.3-47.75-47.91 |
|-------------------|------------------|

• Temperature Characteristics

| | |
|----------------|-----------------------|
| F-marking | No |
| T-case life | 75 C |
| T-case maximum | 75 (max) C |
| T-ambient | 0 (min), 50 (max) C |
| T-storage | -40 (min), 80 (max) C |

PHILIPS

HF-Essential II for TL5/TL-D

• Product Dimensions

| | |
|----------------------|----------|
| Length A1 | 280.0 mm |
| Fixing Hole Distance | 270.0 mm |
| Length A2 | |
| Width B1 | 30.0 mm |
| Height C1 | 22.7 mm |
| Fixing Hole Diameter | 4.2 mm |
| D1 | |

• Approval & Application Chars

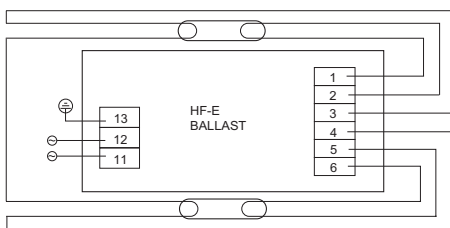
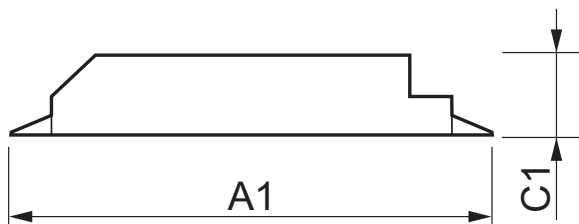
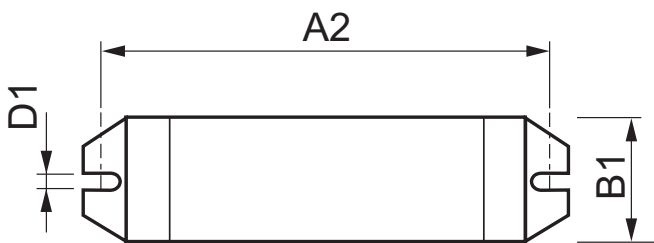
| | |
|--------------------|------------------------|
| EMI 9kHz .. 30 MHz | EN 55015 |
| Vibrations | IEC 60068-2-6:2007-Fc |
| Bumps | IEC 60068-2-29:1993-Eb |
| Approval marks | CE / KEMA / CB / RoHs |
| CE marking | Yes |
| ENEC certificate | No |
| C-Tick certificate | No |
| CCC certificate | No |
| PSB certification | No |

| | |
|----------------|----|
| TISI marking | No |
| SIRIM approval | No |
| CB Certificate | No |

• Product Data

| | |
|-----------------------------|-------------------------------------|
| Order code | 913713040866 |
| Full product code | 913713040866 |
| Full product name | HF-E 1/2 54 TL5 II 220-240V 50/60Hz |
| Order product name | HF-E 1/2 54 TL5 II 220-240V 50/60Hz |
| Pieces per pack | 1 |
| Packing configuration | 50 |
| Packs per outerbox | 50 |
| Bar code on pack - EAN1 | 8718291770664 |
| Bar code on outerbox - EAN3 | 8718291770671 |
| Logistic code(s) - 12NC | 913713040866 |
| Net weight per piece | 0.125 kg |

Dimensional drawing



HF-E TL5 II / TL-D II 2 Lamps

HF-E 1/2 54 TL5 II 220-240V 50/60Hz

| Product | A1 (Norm) | A2 (Norm) | B1 (Norm) | C1 (Norm) | D1 (Norm) |
|-------------------------------------|-----------|-----------|-----------|-----------|-----------|
| HF-E 1/2 54 TL5 II 220-240V 50/60Hz | 280.0 | 270.0 | 30.0 | 22.7 | 4.2 |



© 2014 Koninklijke Philips N.V. (Royal Philips)
All rights reserved.

Specifications are subject to change without notice. Trademarks are the property of Koninklijke Philips N.V. (Royal Philips) or their respective owners.

www.philips.com/lighting

2014, October 10
data subject to change